

## **58. HOW TO DOWNLOAD AND INSTALL VSPLAYER** **(JUNE 2025)**

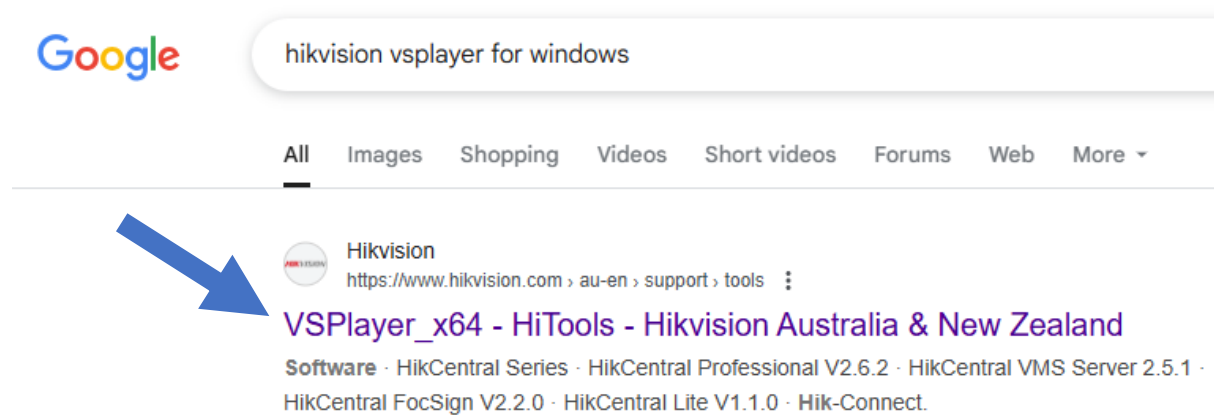
### **STEP 1**

Open a web browser (eg: Microsoft Edge) on your PC.

Go to 'www.google.com'.

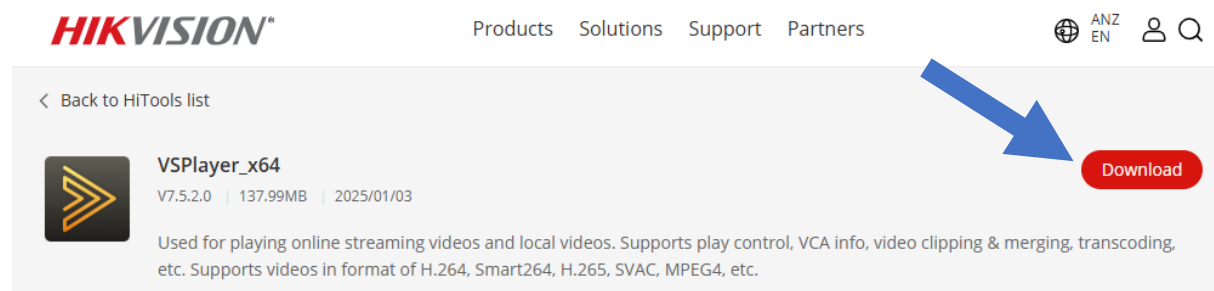
Search for 'Hikvision VSPlayer for Windows'.

Click on the link.



### **STEP 2**

Download the player.



## STEP 3

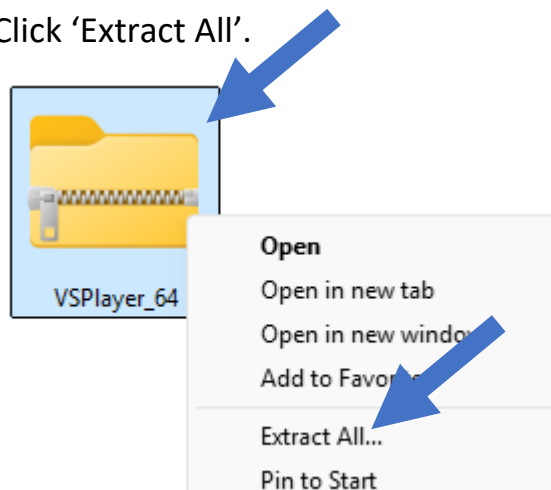
Go to your Downloads folder in Windows.



## STEP 4

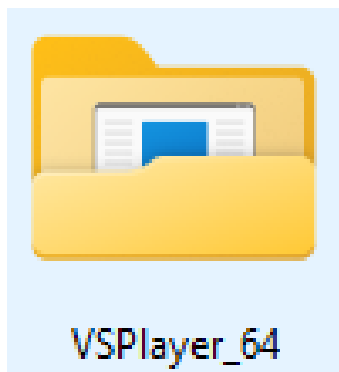
Right click on the downloaded 'VSPlayer' zip file.

Click 'Extract All'.



## STEP 5

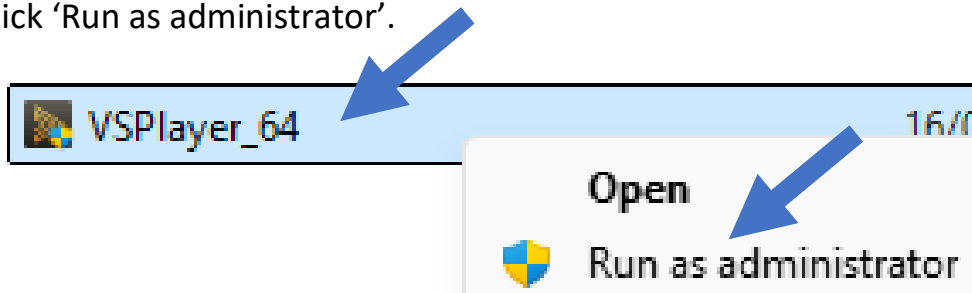
Go into the extracted 'VSPlayer' folder.



## STEP 6

Right click on the install file.

Click 'Run as administrator'.



## STEP 7

Complete the installation process.



 **Installation completed. !**

☒ Create a Desktop Icon

☒ Launch Client

Completed