

205. HOW TO CONFIRM HIK-CONNECT STATUS **(JULY 2025)**

STEP 1

Go to the Home Screen.





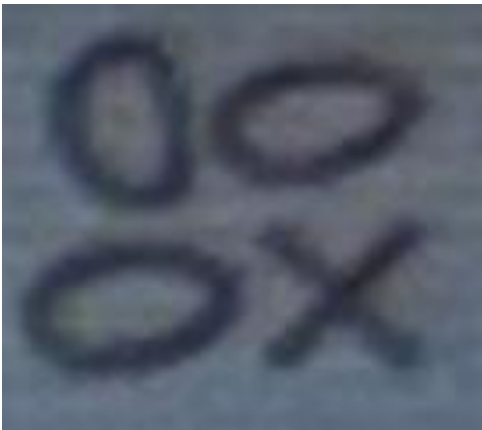
STEP 2

Locate the Hik-Connect status icon in the top right corner.



STEP 3

The Hik-Connect status icon has 3 possible statuses.

	<p>Hik-Connect is <u>online</u>. Hik-Connect is <u>bound</u> to a Hik-Connect account.</p>
	<p>Hik-Connect is <u>online</u>. Hik-Connect is <u>not bound</u> to a Hik-Connect account.</p>
	<p>Hik-Connect is <u>offline</u>.</p>